

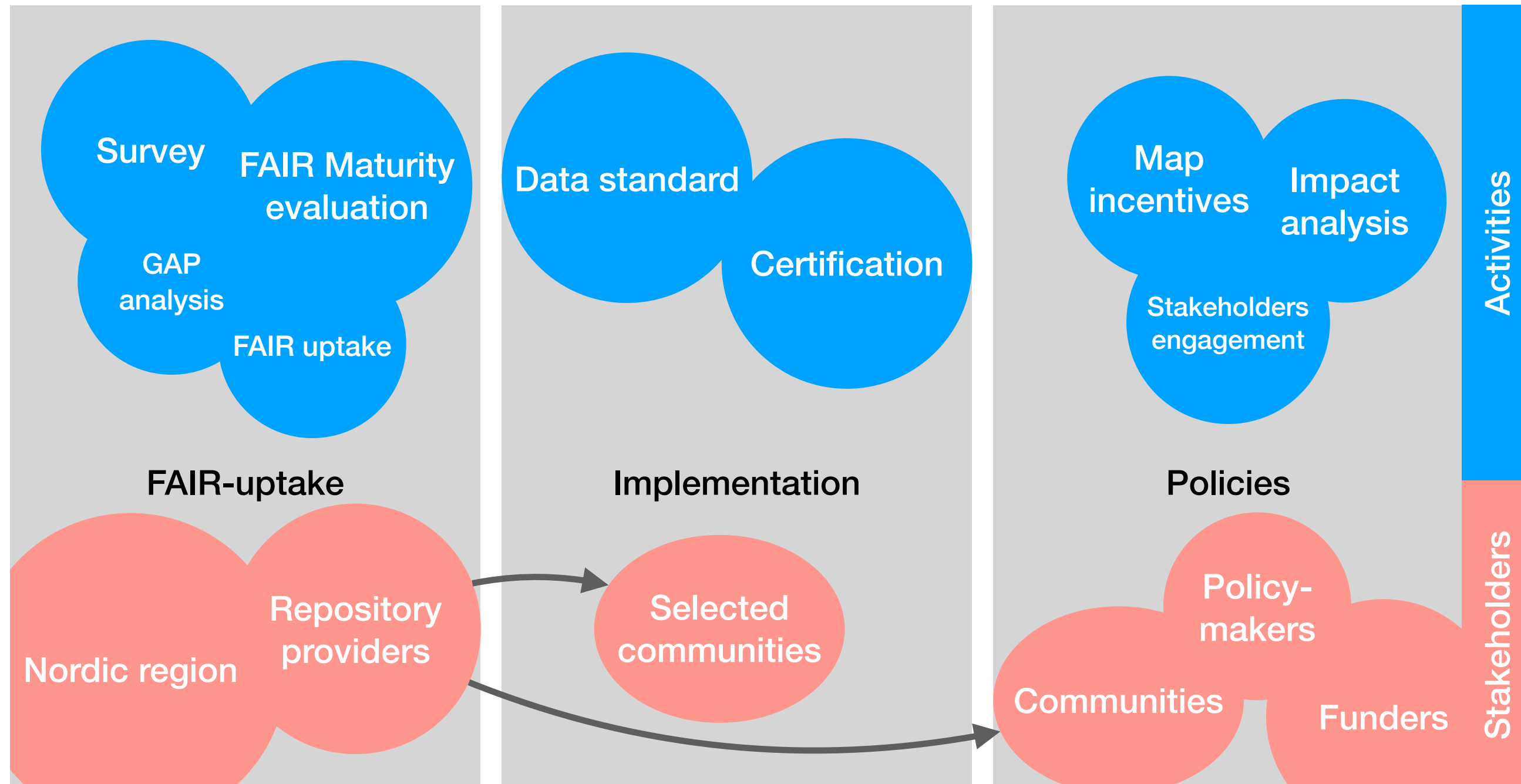
EOSC-Nordic WP4 GA-2 meeting Sep 30, 2021

Andreas O Jaunsen
NeIC/Nordforsk
WP4 lead

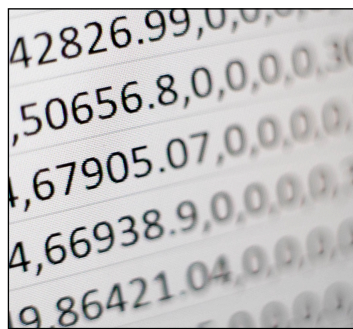
EOSC-Nordic project has received funding from the European Union's Horizon 2020 research and innovation programme under grant agreement No 857652




EOSC-Nordic WP4: FAIR data



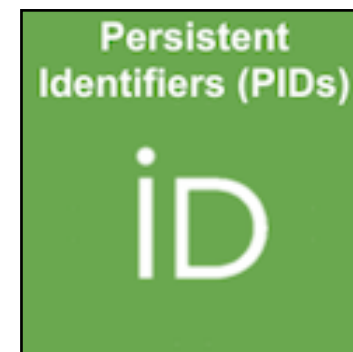

Measuring FAIR uptake



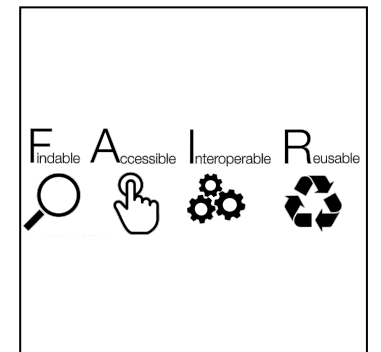
Collected ~100
research data
repositories
in the Nordic+Baltic



FAIR assessments of
all datasets using fully
machine-actionable
metadata



24% of repos do
NOT provide
PIDs or GUIDs
(identifiers)



Average
FAIR score 24%,
higher for
mature / certified
repositories

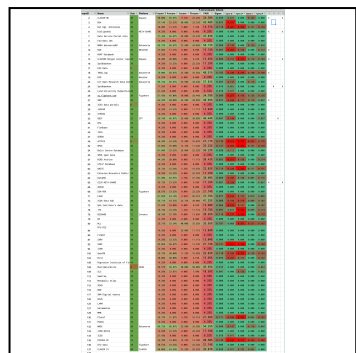
<https://docs.google.com/spreadsheets/d/1MBTMXb5SleaBKiyEzImgjTQtXNS1zZTgTvTk9A2vgdc>

Expose the results to repos/communities, so that they can use the feedback from the tool as a guideline to improve their FAIRness

F-UJI evaluator (latest)															
repoID	Name	Date	Platform	F-score	A-score	I-score	R-score	FAIR	Sigma	igma (F)	igma (A)	igma (I)	igma (R)		
2	CLARIN-DK	40	Dspace	50.00%	66.67%	9.72%	22.22%	34.30%	0.036	0.072	0.000	0.124	0.000	X	X
3	DDA	20		57.14%	33.33%	50.00%	33.33%	43.48%	0.073	0.293	0.000	0.000	0.000		
4	Det Kgl. bibliotek	20		30.00%	13.33%	5.00%	7.22%	14.57%	0.118	0.307	0.294	0.131	0.154		
6	Kielipankki	10	META-SHARE	14.29%	0.00%	0.00%	0.00%	4.35%	0.000	0.000	0.000	0.000	0.000	X	X
7	Data Service Portal Aila	10		71.43%	66.67%	25.00%	33.33%	47.83%	0.000	0.000	0.000	0.000	0.000		
8	Fairdata IDA	10		14.29%	0.00%	0.00%	0.00%	4.35%	0.000	0.000	0.000	0.000	0.000		
9	NMBU dataverseNO	16	Dataverse	85.72%	66.67%	37.50%	43.05%	58.15%	0.050	0.148	0.000	0.129	0.038		
10	NSD	20	NESSTAR	37.86%	13.33%	0.00%	8.89%	16.74%	0.087	0.283	0.168	0.000	0.112	X	
11	HUNT Databank	10		14.29%	0.00%	0.00%	0.00%	4.35%	0.000	0.000	0.000	0.000	0.000		
13	CLARINO Bergen Center repc	20	Dspace	30.00%	20.00%	7.50%	6.67%	15.65%	0.096	0.153	0.313	0.118	0.104	X	X
16	Språkbanken	10		14.29%	33.33%	0.00%	22.22%	17.39%	0.000	0.000	0.000	0.000	0.000		
17	ESS Data	9		14.29%	0.00%	0.00%	0.00%	4.35%	0.000	0.000	0.000	0.000	0.000		
18	TROLLing	22	Dataverse	75.00%	56.67%	27.50%	35.55%	48.91%	0.103	0.240	0.244	0.160	0.160	X	
19	EED	10	Nesstar	14.29%	0.00%	0.00%	0.00%	4.35%	0.000	0.000	0.000	0.000	0.000		
20	UiT Open Research Data Dat	20	Dataverse	85.72%	66.67%	32.50%	44.44%	57.83%	0.047	0.147	0.000	0.118	0.000		
24	Språkbanken	13		17.59%	0.00%	0.00%	0.00%	5.35%	0.016	0.063	0.000	0.000	0.000	X	X
25	Lund University Humanities	20		21.43%	0.00%	0.00%	0.00%	6.52%	0.018	0.073	0.000	0.000	0.000		
26	su.figshare.com	20	Figshare	51.43%	45.00%	10.00%	29.44%	34.78%	0.098	0.287	0.196	0.126	0.136		
27	SND	20		64.29%	50.00%	42.50%	38.89%	48.69%	0.077	0.220	0.171	0.118	0.057	X	
28	ICES data portals	8		14.29%	0.00%	0.00%	0.00%	4.35%	0.000	0.000	0.000	0.000	0.000		
29	JASPAR	10		14.29%	33.33%	0.00%	11.11%	13.04%	0.000	0.000	0.000	0.000	0.000		
30	STRING	10		14.29%	0.00%	0.00%	0.00%	4.35%	0.000	0.000	0.000	0.000	0.000		
32	GBIF	22	IPT	59.74%	66.67%	25.00%	38.89%	46.44%	0.047	0.180	0.000	0.000	0.057		X
39	HPA	10		14.29%	0.00%	0.00%	0.00%	4.35%	0.000	0.000	0.000	0.000	0.000		
41	Fishbase	10		14.29%	0.00%	0.00%	0.00%	4.35%	0.000	0.000	0.000	0.000	0.000		
45	ISIG	10		14.29%	0.00%	0.00%	0.00%	4.35%	0.000	0.000	0.000	0.000	0.000		
47	GERDA	10		14.29%	0.00%	0.00%	0.00%	4.35%	0.000	0.000	0.000	0.000	0.000		
49	ACTRIS	8		46.43%	33.34%	12.50%	16.67%	27.17%	0.139	0.312	0.356	0.231	0.178		
52	NPDC	20		37.86%	35.00%	13.75%	17.22%	25.22%	0.127	0.259	0.366	0.151	0.178		
54	Bolin Centre Database	12		61.90%	33.33%	25.00%	22.22%	36.23%	0.028	0.111	0.000	0.000	0.000		
55	SMHI open data	10		14.29%	0.00%	0.00%	0.00%	4.35%	0.000	0.000	0.000	0.000	0.000		
57	NIRD Archive	20		44.29%	20.00%	0.00%	11.11%	20.43%	0.093	0.311	0.168	0.000	0.114		
60	GTN-P Database	10		14.29%	0.00%	0.00%	0.00%	4.35%	0.000	0.000	0.000	0.000	0.000		
62	UNITE	20		35.72%	33.34%	6.25%	16.67%	22.83%	0.114	0.220	0.342	0.111	0.171		
63	Estonian Biocentre Public	10		14.29%	33.33%	0.00%	22.22%	17.39%	0.000	0.000	0.000	0.000	0.000		
64	DataDOI	18		61.90%	62.97%	2.78%	27.78%	38.40%	0.068	0.208	0.108	0.081	0.116		
65	CELR META-SHARE	20		35.72%	33.33%	0.00%	5.56%	17.39%	0.057	0.220	0.000	0.000	0.057	X	X
66	AHEAD	10		14.29%	0.00%	0.00%	0.00%	4.35%	0.000	0.000	0.000	0.000	0.000		
68	USN RDA	10	Figshare	28.57%	33.33%	0.00%	22.22%	21.74%	0.000	0.000	0.000	0.000	0.000		
71	LOAR	19		61.65%	63.16%	2.63%	26.31%	37.76%	0.077	0.243	0.153	0.079	0.085		
72	AIDA Data Hub	20		65.71%	43.33%	23.75%	30.00%	41.52%	0.080	0.188	0.219	0.099	0.103		
73	QoG Institute's data	10		31.43%	10.00%	0.00%	6.67%	13.48%	0.084	0.276	0.161	0.000	0.107		
76	JYX	20		35.72%	33.34%	1.25%	11.11%	19.78%	0.093	0.073	0.342	0.056	0.114		
78	B2SHARE	12	Invenio	38.10%	27.78%	0.00%	13.89%	20.65%	0.118	0.275	0.343	0.000	0.172		
79	DH	10		14.29%	0.00%	0.00%	0.00%	4.35%	0.000	0.000	0.000	0.000	0.000		
80	NLL	10		25.71%	53.34%	40.00%	35.55%	35.65%	0.101	0.060	0.281	0.211	0.187		
84	RTU RIS	10		14.29%	0.00%	25.00%	11.11%	13.04%	0.000	0.000	0.000	0.000	0.000		
85	FinBIF	10		14.29%	0.00%	0.00%	0.00%	4.35%	0.000	0.000	0.000	0.000	0.000		
87	SARV	10		14.29%	33.33%	0.00%	11.11%	13.04%	0.000	0.000	0.000	0.000	0.000		
92	SSRI	15		42.86%	26.67%	0.00%	13.33%	21.74%	0.131	0.362	0.338	0.000	0.169		
94	IINH	10		14.29%	0.00%	0.00%	0.00%	4.35%	0.000	0.000	0.000	0.000	0.000		
100	QsarDB	20		35.72%	30.00%	11.25%	15.55%	22.83%	0.110	0.220	0.323	0.128	0.163		
104	Bird	20		30.00%	40.00%	0.00%	6.67%	16.96%	0.074	0.222	0.137	0.000	0.137		
106	Migration Institute of Fin	10		14.29%	0.00%	0.00%	0.00%	4.35%	0.000	0.000	0.000	0.000	0.000		
108	Musiikkiarkisto	4	CKAN	28.57%	66.67%	50.00%	50.00%	45.65%	0.016	0.000	0.000	0.000	0.064		
109	SLS	14		14.29%	23.81%	0.00%	7.94%	10.56%	0.041	0.000	0.156	0.000	0.052		
113	SweFreq	10		14.29%	0.00%	0.00%	0.00%	4.35%	0.000	0.000	0.000	0.000	0.000		
114	Metabolic Atlas	10		14.29%	0.00%	0.00%	0.00%	4.35%	0.000	0.000	0.000	0.000	0.000		
115	SEAD	10		14.29%	0.00%	0.00%	0.00%	4.35%	0.000	0.000	0.000	0.000	0.000		
116	NOW	10		14.29%	0.00%	0.00%	0.00%	4.35%	0.000	0.000	0.000	0.000	0.000		
117	SNM Digital Assets	10		14.29%	0.00%	0.00%	0.00%	4.35%	0.000	0.000	0.000	0.000	0.000		
120	GEUS	10		14.29%	0.00%	0.00%	0.00%	4.35%	0.000	0.000	0.000	0.000	0.000		
123	LARM	10		14.29%	0.00%	0.00%	0.00%	4.35%	0.000	0.000	0.000	0.000	0.000		
127	Garamantas	10		14.29%	0.00%	0.00%	0.00%	4.35%	0.000	0.000	0.000	0.000	0.000		
129	MMB	10		14.29%	0.00%	0.00%	0.00%	4.35%	0.000	0.000	0.000	0.000	0.000		
130	PlutoF	20		35.72%	31.67%	3.75%	16.11%	21.96%	0.111	0.220	0.333	0.092	0.167		
131	MIDAS	10		14.29%	0.00%	0.00%	0.00%	4.35%	0.000	0.000	0.000	0.000	0.000		
132	NMDC	20	Dataverse	85.72%	66.67%	32.50%	35.55%	54.35%	0.048	0.147	0.000	0.118	0.046		
133	IINH BIOTA	10		14.29%	33.33%	0.00%	22.22%	17.39%	0.000	0.000	0.000	0.000	0.000		
134	ICOS	20		21.43%	0.00%	0.00%	0.00%	6.52%	0.018	0.073	0.000	0.000	0.000		
135	CESSDA DC	14		34.70%	19.05%	14.29%	12.70%	20.50%	0.139	0.335	0.313	0.234	0.208		
136	DTU data	10	figshare	28.57%	33.33%	0.00%	22.22%	21.74%	0.000	0.000	0.000	0.000	0.000		
137	CLARIN IS	20	CLARIN	50.00%	63.34%	21.25%	22.22%	35.87%	0.039	0.073	0.103	0.092	0.000		
138															




Supporting FAIR uptake





Prepared results
and shared with
the community



Offered community
recommendations
based on
results



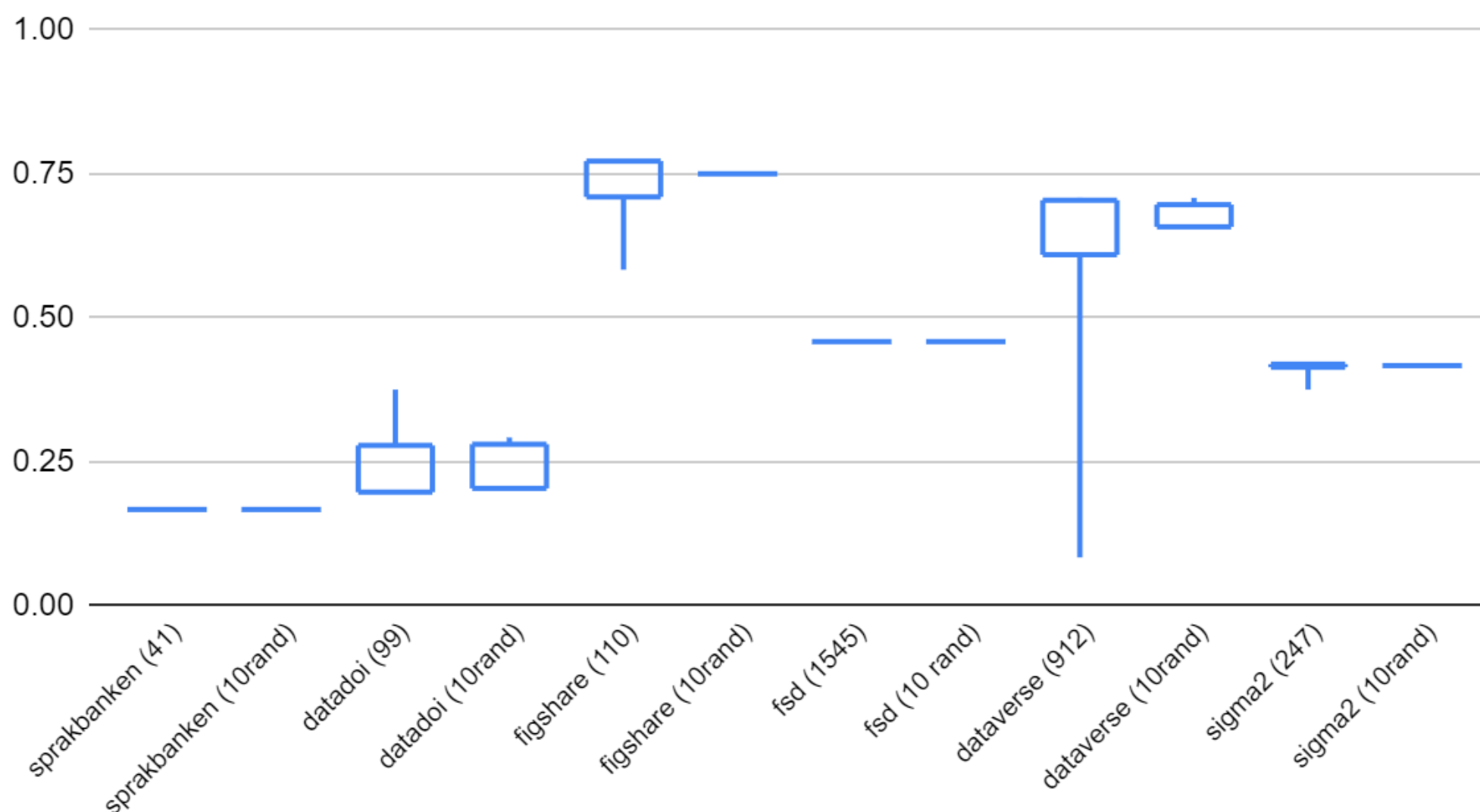
Community
workshops
held with >300
attendees in total



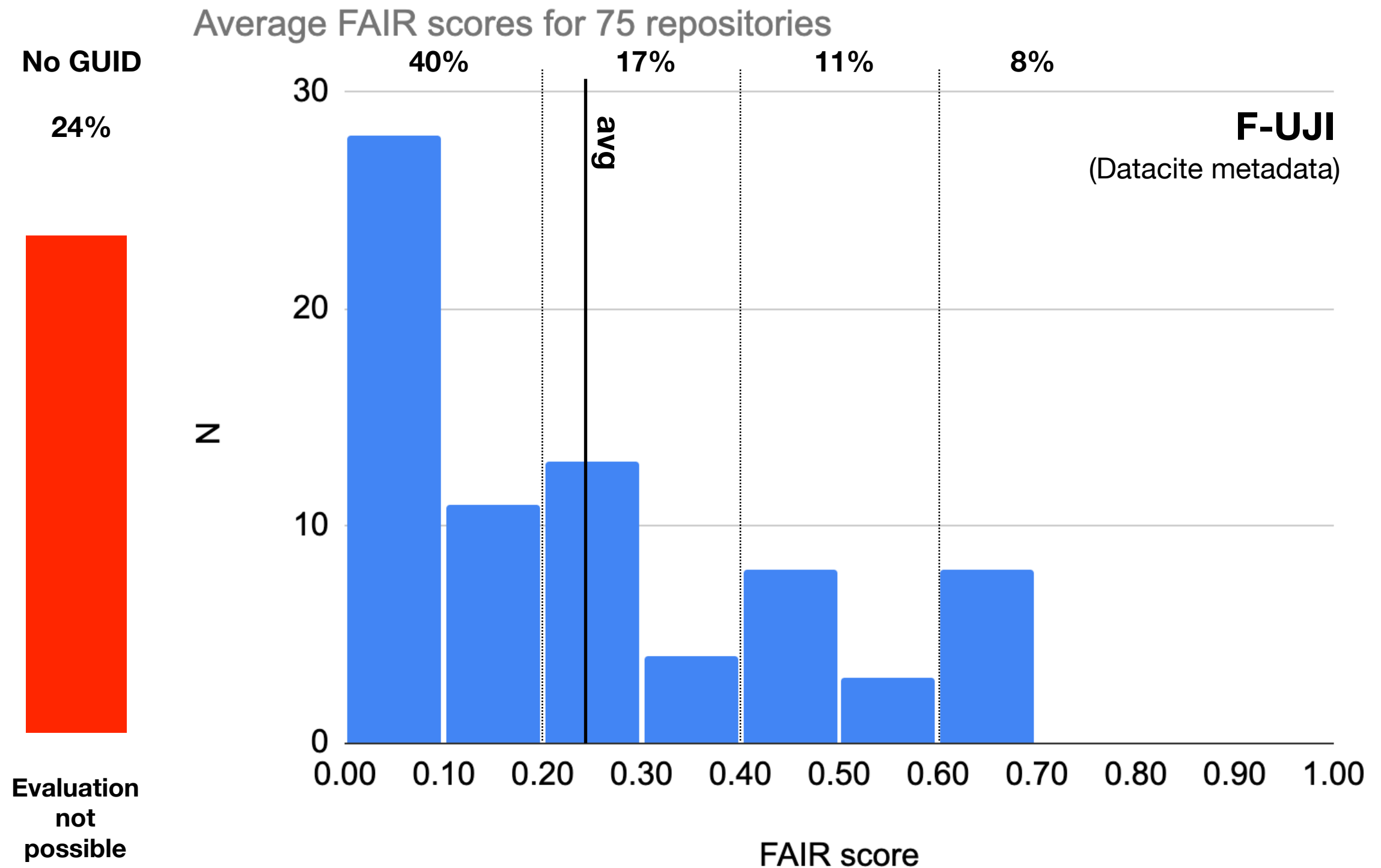
Directly gauge
uptake by repositories
by measuring their
FAIR score

N=10 approximation test

FAIR score

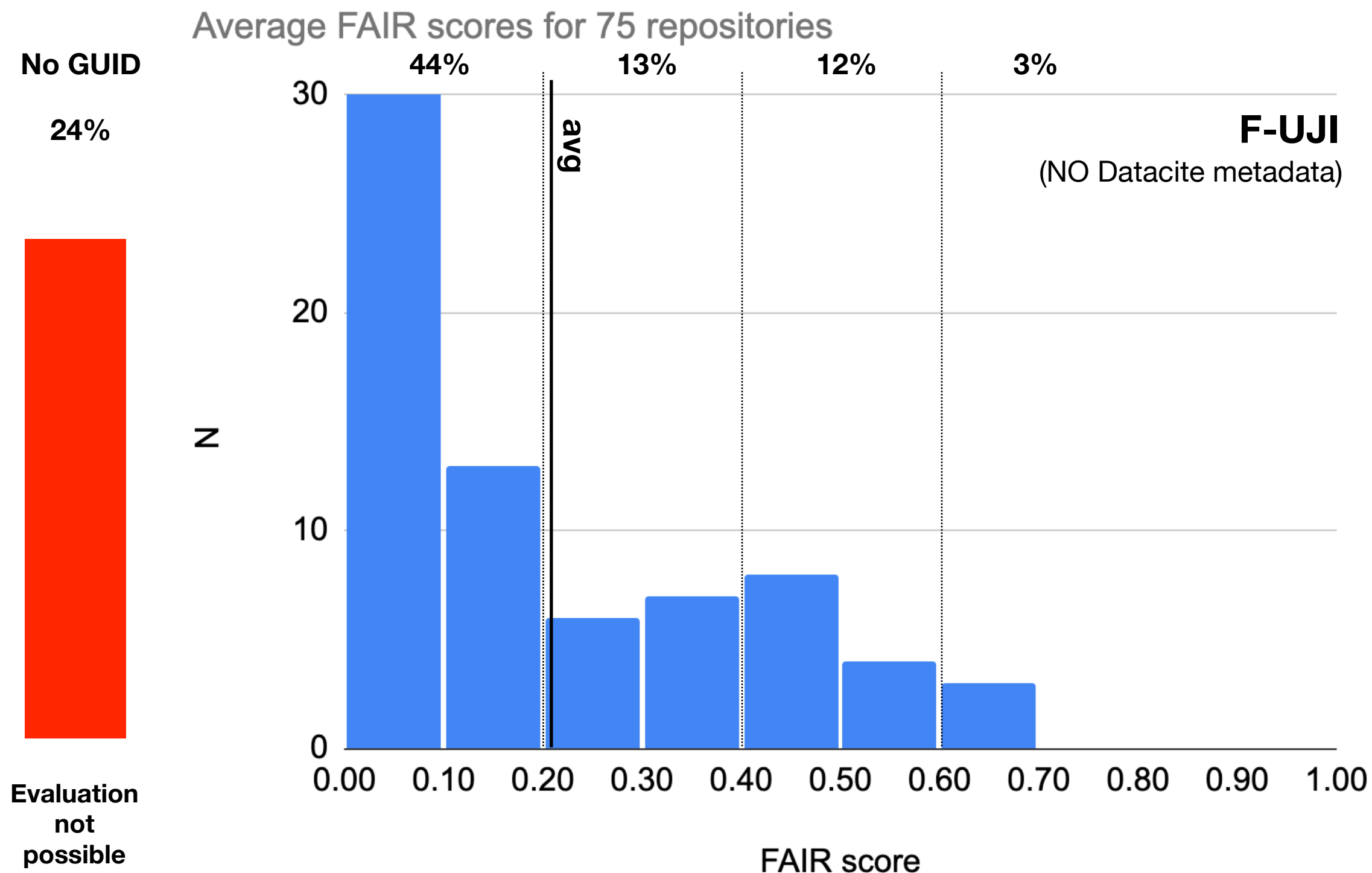


FAIR uptake



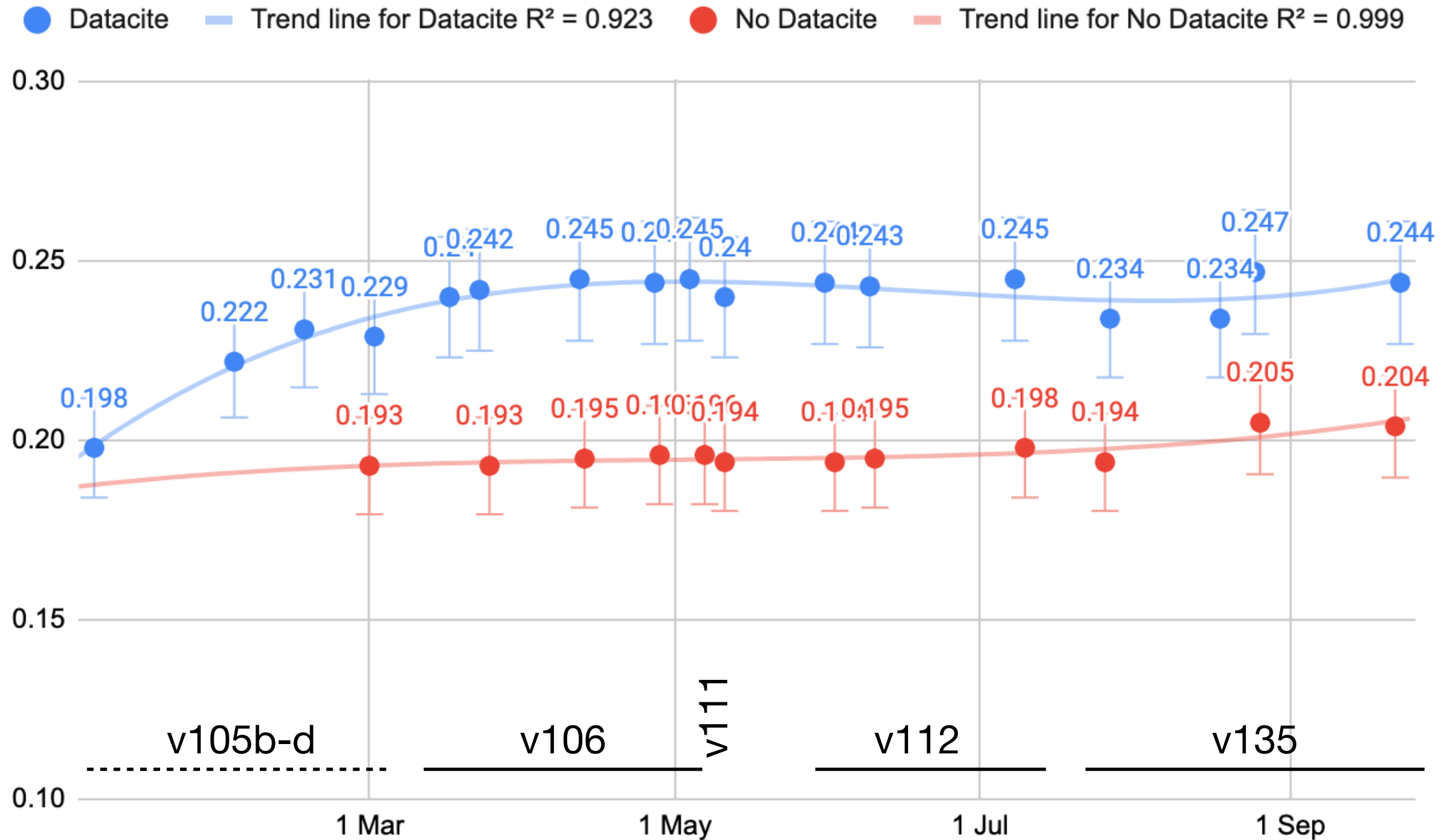
98 repositories (75 evaluated)

FAIR uptake



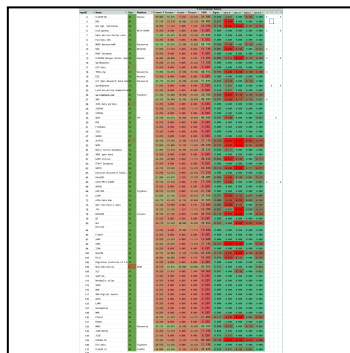
98 repositories (75 evaluated)

FAIR score evolution



Additional activities


Certification + FAIR



Measured
FAIR maturity




Certification status of
repositories




**Test proposed
FAIR certification
scheme (by
FAIRsFAIR)**


**FAIR
incentives
study**



Conducted
interviews on
policies FAIR
incentives



Result
dissemination
and stakeholder
liaising



**Aim to bring
stakeholders inline
with OS**

WP4 highlights

- Surveyed 98 data repositories in the Nordic and Baltic region and collected 877 datasets from 75 repos
- Developed a streamlined pipeline for executing FAIR assessments (using F-UJI tool) of these datasets on a monthly basis – a fully machine-actionable evaluation process
- NOTE: 24% of the sample cannot be evaluated due to lack of GUIDs/PIDs
- The average score of the 75 evaluated repositories is 0.244 ± 0.007
- Repositories running on mature platforms score an average of 0.43 ± 0.02 , while repositories that are certified score an average of 0.30 ± 0.03 . There is no detectable score difference between generic and domain specific repositories
- Providing support to selected repositories on i) CoreTrustSeal certification or self-assessment and ii) FAIRification of datasets and repositories guidance
- FAIR is still poorly supported in the communities / repositories (currently 1/3 of the datasets do not pass any test, while 2/3 score less than 33%). We hope to detect and quantify a steady rise in the average FAIR score.

The End